

On the Relation between Piecewise Polynomial and Rational Approximation in $L_p(\mathbf{R}^2)$

S. Dekel and D. Leviatan

Abstract. In the univariate case there are certain equivalences between the nonlinear approximation methods that use piecewise polynomials and those that use rational functions. It is known that for certain parameters the respective approximation spaces are identical and may be described as Besov spaces. The characterization of the approximation spaces of the multivariate nonlinear approximation by piecewise polynomials and by rational functions is not known. In this work we compare between the two methods in the bivariate case. We show some relations between the approximation spaces of piecewise polynomials defined on n triangles and those of bivariate rational functions of total degree n which are described by n parameters. Thus we compare two classes of approximants with the same number Cn of parameters. We consider this the proper comparison between the two methods.

1. Introduction

Let $\Pi_n(\mathbf{R}^2)$ be the space of polynomials of total degree n and \mathcal{R}_n , the set of all rational functions of degree n , i.e.,

$$\mathcal{R}_n := \{R = P_1/P_2 : P_1, P_2 \in \Pi_n(\mathbf{R}^2), P_2 > 0\}.$$

We wish to restrict ourselves to elements of \mathcal{R}_n that are taken from a collection of functions that can be described by m parameters. We will denote this collection by $\tilde{\mathcal{R}}_{m,n}$ (see description in the proof of Lemma 3.3). Thus, for $f \in L_p(\mathbf{R}^2)$, $0 < p \leq \infty$, we denote

$$\tilde{\rho}_{m,n}(f)_p := \inf_{R \in \tilde{\mathcal{R}}_{m,n}} \|f - R\|_p.$$

Whenever $m = n$, we will use the notations $\tilde{\mathcal{R}}_n := \tilde{\mathcal{R}}_{n,n}$ and $\tilde{\rho}_n(f)_p := \tilde{\rho}_{n,n}(f)_p$.

Date received: February 6, 2002. Date revised: May 7, 2002. Date accepted: August 28, 2002. Communicated by Ronald A. DeVore. Online publication: February 21, 2003.

AMS classification: 41A15, 41A20, 41A25, 41A63, 65D07.

Keywords and phrases: Multivariate nonlinear approximation, Bivariate rational functions, Bivariate piecewise polynomials, Hardy–Littlewood maximal function.

Let $S_m^r(\mathbf{R}^2)$ denote the space of all piecewise polynomial functions of degree r over triangles,

$$(1.1) \quad \sum_{j=1}^m \mathbf{1}_{\Delta_j}(x) P_j(x),$$

where $\text{int}(\Delta_j) \cap \text{int}(\Delta_k) = \emptyset$ for $j \neq k$ and $P_j \in \Pi_r(\mathbf{R}^2)$. For $\beta > 0$ we denote by $S_m^{r,\beta}(\mathbf{R}^2)$ the subspace of piecewise polynomial functions over triangles whose minimal angle is $\geq \beta$. For $f \in L_p(\mathbf{R}^2)$, $0 < p \leq \infty$, we denote

$$\sigma_{m,r}(f)_p := \inf_{\varphi \in S_m^r} \|f - \varphi\|_p, \quad \sigma_{m,r,\beta}(f)_p := \inf_{\varphi \in S_m^{r,\beta}} \|f - \varphi\|_p.$$

Observe that any piecewise polynomial function of degree r of the form

$$(1.2) \quad \sum_{k=1}^K \mathbf{1}_{\Omega_k}(x) P_k(x),$$

where Ω_k are compact polyhedral domains (not necessarily disjoint), can be represented in the form (1.1) by triangulation. If the domains are pairwise disjoint, then the number of triangles m in (1.1) is proportional to $n_e K$, where K is the number of domains in (1.2) and n_e is an upper bound on the complexity of the domains' boundaries. However, we note that whenever the approximation takes place in $L_p(\mathbf{R}^2)$, $1 < p < \infty$, we restrict ourselves to triangles that are not too "skinny." For example, if the domains Ω_k are rectangles, then this implies that for $1 < p < \infty$ we restrict ourselves to rectangles whose dimensions' ratio is bounded away from 0 and ∞ .

We have been motivated in this work by a manuscript of Pencho Petrushev [8]. We follow the approach in [8] that uses nested sets of rectangles and define nested sets of triangles.

Definition 1.1. We call a sequence of sets of triangles $\Lambda = \{\Lambda_n\}_{n \geq 0}$ an *almost nested sequence* if it has the following properties:

- (i) $|\Lambda_n| \leq C_\Lambda 2^n$, for some $C_\Lambda > 0$.
- (ii) The triangles of Λ_n have disjoint interiors.
- (iii) For each $\Delta \in \Lambda_{n+1}$ and $\tilde{\Delta} \in \Lambda_n$, either $\text{int}(\Delta) \cap \text{int}(\tilde{\Delta}) = \emptyset$ or $\Delta \subseteq \tilde{\Delta}$.
- (iv) $\bigcup_{\Delta \in \Lambda_n} \Delta \subseteq \bigcup_{\Delta \in \Lambda_{n+1}} \Delta$.

We denote by $S^r(\Lambda_n)$ the set of piecewise polynomial functions associated with the level n ,

$$\sum_{\substack{\Delta \in \Lambda_n \\ P_\Delta \in \Pi_r}} \mathbf{1}_\Delta(x) P_\Delta(x).$$

Observe that conditions (ii)–(iv) above imply the two-scale relation $S^r(\Lambda_n) \subset S^r(\Lambda_{n+1})$, $n \geq 0$. Therefore, whenever $\inf_{\Delta \in \Lambda} (\text{min angle}(\Delta)) = \beta > 0$, for any $\varphi_n \in S^r(\Lambda_n)$ and $\varphi_{n+1} \in S^r(\Lambda_{n+1})$, the sum $\varphi_n + \varphi_{n+1}$ is in $S^r(\Lambda_{n+1})$ and thus in $S_{C_\Lambda 2^{n+1}}^{r,\beta}(\mathbf{R}^2)$.

The degree of approximation by the level n is

$$(1.3) \quad E_{2^n,r}(f, \Lambda)_p := \min_{\varphi \in S^r(\Lambda_n)} \|f - \varphi\|_p.$$

The following two theorems are bivariate analogues of Theorem 10.6.2 in [7]. Note that by restricting ourselves to approximation from $\tilde{\mathcal{R}}_{2^n}$, we compare two nonlinear methods of approximation with $C2^n$ free parameters. We thank Pencho Petrushev for pointing out to us the importance of comparing the two methods with a comparable number of free parameters. We consider this the proper comparison.

Theorem 1.2. *Let $f \in L_p(\mathbf{R}^2)$, $\alpha > 0$, $r \geq 0$, and let $\Lambda = \{\Lambda_n\}_{n \geq 0}$ be any almost nested sequence.*

(i) *For $0 < p \leq 1$ and any $n \geq 0$ we have*

$$(1.4) \quad \tilde{\rho}_{2^n}(f)_p \leq C2^{-\alpha n} \left(\sum_{k=0}^n [2^{\alpha k} E_{2^k, r}(f, \Lambda)_p]^p + \|f\|_p^p \right)^{1/p},$$

with $C = C(p, r, \alpha, C_\Lambda)$.

(ii) *Let $1 < p < \infty$ and assume $\inf_{\Delta \in \Lambda} (\min \text{angle}(\Delta)) = \beta > 0$. Then for any $n \geq 0$ we have*

$$(1.5) \quad \tilde{\rho}_{2^n}(f)_p \leq C2^{-\alpha n} \left(\sum_{k=0}^n 2^{\alpha k} E_{2^k, r}(f, \Lambda)_p + \|f\|_p \right),$$

with $C = C(p, r, \alpha, \beta, C_\Lambda)$.

Remark. Observe that when the approximation takes place in $L_p(\mathbf{R}^2)$, $1 < p < \infty$, we are forced to restrict ourselves to triangles that are not too “skinny.” This assumption is needed in the proof of Lemma 2.7 where we use a variant of the Hardy–Littlewood maximal function (see Section 2.2).

Theorem 1.3. *Let $f \in L_p(\mathbf{R}^2)$, $0 < p \leq 1$, $\alpha > 0$, and $r \geq 0$. Then for any $n \geq 0$ we have*

$$(1.6) \quad \tilde{\rho}_{4^n}(f)_p \leq C2^{-\alpha n} \left(\sum_{k=0}^n [2^{\alpha k} \sigma_{2^k, r}(f)_p]^p + \|f\|_p^p \right)^{1/p},$$

with $C = C(p, r, \alpha)$.

Definition 1.4 (Piecewise Polynomial Approximation Spaces). Let $0 < p \leq \infty$ and $r \geq 0$. For $0 < q \leq \infty$ and $\alpha > 0$, we define the approximation space $A_q^\alpha(L_p, \Sigma_r)$ as the set of functions $f \in L_p(\mathbf{R}^2)$ for which

$$(1.7) \quad |f|_{A_q^\alpha(L_p, \Sigma_r)} := \begin{cases} (\sum_{m=0}^\infty (2^{m\alpha} \sigma_{2^m, r}(f)_p)^q)^{1/q}, & 0 < q < \infty, \\ \sup_{m \geq 0} 2^{m\alpha} \sigma_{2^m, r}(f)_p, & q = \infty, \end{cases}$$

is finite. In a similar manner we use the sequence $\{\sigma_{2^m, r, \beta}(f)_p\}_{m \geq 0}$ to define $A_q^\alpha(L_p, \Sigma_r, \beta)$ for some minimal angle β . Observe that if $\beta_1 \leq \beta_2$, then $A_q^\alpha(L_p, \Sigma_r, \beta_2) \subseteq A_q^\alpha(L_p, \Sigma_r, \beta_1)$. For an almost nested sequence $\Lambda = \{\Lambda_n\}_{n \geq 0}$ we define $A_q^\alpha(L_p, \Sigma_r, \Lambda)$

by replacing in (1.7) the terms $\sigma_{2^m, r}(f)_p$ with $E_{2^m, r}(f, \Lambda)_p$ (see (1.3)). Finally, for $f \in L_p(\mathbf{R}^2)$, we let

$$|f|_{A_q^\alpha(L_p, \Sigma_r, \text{nest})} := \inf_{\Lambda} |f|_{A_q^\alpha(L_p, \Sigma_r, \Lambda)},$$

and

$$|f|_{A_q^\alpha(L_p, \Sigma_r, \beta, \text{nest})} := \inf_{\Lambda} \left\{ |f|_{A_q^\alpha(L_p, \Sigma_r, \Lambda)} : \inf_{\Delta \in \Lambda} (\min \text{angle}(\Delta)) \geq \beta \right\}.$$

Definition 1.5 (Rational Approximation Spaces). Let $0 < p \leq \infty$. For $0 < q \leq \infty$ and $\alpha > 0$, we define the *rational logarithmic approximation space* $A_{q, \log}^\alpha(L_p, \tilde{\mathcal{R}})$ as the set of functions $f \in L_p(\mathbf{R}^2)$ for which

$$(1.8) \quad |f|_{A_{q, \log}^\alpha(L_p, \tilde{\mathcal{R}})} := \begin{cases} (\sum_{n=0}^{\infty} (2^{n\alpha} \tilde{\rho}_{2^n, \lceil 2^n \log^2(2^{n(\alpha+\varepsilon)}) \rceil} (f)_p)^q)^{1/q}, & 0 < q < \infty, \\ \sup_{n \geq 0} 2^{n\alpha} \tilde{\rho}_{2^n, \lceil 2^n \log^2(2^{n\alpha}) \rceil} (f)_p, & q = \infty, \end{cases}$$

is finite for some $\varepsilon > 0$. We denote by $A_q^\alpha(L_p, \tilde{\mathcal{R}})$ the space corresponding to rational approximation where the terms $\tilde{\rho}_{2^n}(f)_p$ are used in (1.8).

The following is our main result:

Theorem 1.6. *Let $0 < q \leq \infty$ and $\alpha > 0$. For $0 < p \leq 1$ we have*

$$(1.9) \quad A_q^\alpha(L_p, \Sigma_r, \text{nest}) \subseteq A_q^\alpha(L_p, \tilde{\mathcal{R}}),$$

$$(1.10) \quad A_q^\alpha(L_p, \Sigma_r) \subseteq A_{q, \log}^\alpha(L_p, \tilde{\mathcal{R}}) \subseteq A_q^\gamma(L_p, \tilde{\mathcal{R}}), \quad \forall \gamma < \alpha.$$

For $1 < p < \infty$ and any $\beta > 0$ we have

$$(1.11) \quad A_q^\alpha(L_p, \Sigma_r, \beta, \text{nest}) \subseteq A_q^\alpha(L_p, \tilde{\mathcal{R}}),$$

$$(1.12) \quad A_q^\alpha(L_p, \Sigma_r, \beta) \subseteq A_{q, \log}^\alpha(L_p, \tilde{\mathcal{R}}) \subseteq A_q^\gamma(L_p, \tilde{\mathcal{R}}), \quad \forall \gamma < \alpha.$$

Example 1.7. Let $f(x) = \mathbf{1}_\Omega(x)$ with $\Omega = \{(x_1, x_2) \in \mathbf{R}^2 : x_1^2 + x_2^2 \leq 1\}$. By using the rational functions

$$R_{2^n}(x_1, x_2) = Q_{2^n, v}(x_1^2 + x_2^2), \quad n \geq 3,$$

where $Q_{2^n, v}$ is the rational function of Lemma 3.1 below with parameters $k = 2^n$, $v = \max(1, 1/p)$, one can verify that $f \in A_q^\alpha(L_p, \tilde{\mathcal{R}})$ for all $0 < p, q < \infty$, $\alpha > 0$. On the other hand, it is plausible that a near-best approximation of the disk using 2^n triangles is obtained by triangulating the regular $(2^n + 2)$ -gon inscribed in the unit circle. Actually, as one of the referees pointed out, a slightly better approximation is obtained by triangulating a larger $(2^n + 2)$ -gon with a side length of $4/\sqrt{1 + 4 \cot^2(\pi/(2^n + 2))}$. In any case, we believe that there exists a constant $C_1 > 0$ such that

$$\sigma_{2^n, r}(f)_p \geq C_1(\pi - (2^{n-1} + 1) \sin(\pi/(2^{n-1} + 1)))^{1/p}, \quad n \geq 2, \quad r \geq 0.$$

Since there also exists $C_2 > 0$ such that

$$\pi - (2^{n-1} + 1) \sin(\pi/(2^{n-1} + 1)) \geq C_2 2^{-2n},$$

we have that $f \notin A_q^\alpha(L_p, \Sigma_r)$ whenever $\alpha > 2/p$ for any $0 < q \leq \infty$. In the case $p = 2$, we have the Curvelets [2] that are designed to achieve the same performance as piecewise polynomials, and indeed we have $f \notin A_q^\alpha(L_2, \text{Curvelets})$ whenever $\alpha > 1$. For wavelets that, as we know, do not perform as well in the multivariate case, we have (see Section 3 in [2] or Section 7.7 in [3]) $f \notin A_q^\alpha(L_2, \text{Wavelets})$ whenever $\alpha > \frac{1}{2}$. The spaces $A_q^\alpha(L_2, \text{Curvelets})$ and $A_q^\alpha(L_2, \text{Wavelets})$ are the analogues of the above approximation spaces for nonlinear Curvelet approximation and nonlinear Wavelet approximation, respectively.

Example 1.7 is typical for indicator functions of domains whose boundary is a simple (i.e., not self-intersecting) algebraic curve. While rational approximation can exploit the implicit representation of the curve, piecewise polynomial approximation over triangles requires many triangles near the domain's boundary.

2. Preliminaries

2.1. Some Triangle Geometry

For a triangle $\Delta \subset \mathbf{R}^2$ and $\mu \geq 1$, we construct a similar triangle Δ^μ that contains Δ as follows. Without loss of generality the center of the inscribed circle of Δ is at the origin. Denote by v_i , $1 \leq i \leq 3$, the vectors of the vertices of Δ . Then Δ^μ is defined as the triangle with vertices μv_i . The following properties of Δ^μ can be easily verified using basic vector calculus:

- (i) The sides of Δ^μ are parallel to the sides of Δ .
- (ii) The lengths of the heights of Δ^μ are μ times the lengths of the heights of Δ .
- (iii) We have $|\Delta^\mu| = \mu^2 |\Delta|$, where for any domain in $\Omega \subset \mathbf{R}^2$, $|\Omega|$ denotes the area of the domain.

We denote by $\Delta(\beta)$ the set of triangles in \mathbf{R}^2 whose minimal angle is $\geq \beta$. Let $\Delta \in \Delta(\beta)$ and let $\text{Cir}(\Delta)$ be the circumscribed disk of Δ with radius R . Then the following equivalence of areas holds

$$(2.1) \quad |\Delta| < |\text{Cir}(\Delta)| \leq C(\beta) |\Delta|.$$

Indeed, the left-hand side inequality is obvious since $\Delta \subset \text{Cir}(\Delta)$. Let e_i, β_i , $1 \leq i \leq 3$, be the sides and angles of Δ with the angle β_i opposite to the side e_i . Then,

$$R = \frac{e_i}{2 \sin(\beta_i)} \leq \frac{e_i}{2 \sin(\beta)}.$$

Therefore

$$|\text{Cir}(\Delta)| = \pi R^2 \leq \frac{\pi e_1 e_2 e_3}{8 \sin^3(\beta) R} =: C(\beta) \frac{e_1 e_2 e_3}{4R} = C(\beta) |\Delta|,$$

which is the right-hand side of (2.1).

The following is a Vitali-type covering lemma for constrained triangles.

Lemma 2.1. *Let Ω be an arbitrary measurable subset of \mathbf{R}^2 of finite measure. Let \mathcal{F} be a subset of $\Delta(\beta)$ for some $\beta > 0$ that covers Ω . Then there exist finitely many disjoint triangles $\{\Delta_i\}_{i=1}^N$ from \mathcal{F} such that*

$$(2.2) \quad \sum_{i=1}^N |\Delta_i| \geq C(\beta)|\Omega|.$$

Proof. The proof essentially follows the proof of Lemma 3.3.2 in [1]. As in [1] we may assume without loss of generality that Ω is compact and therefore that \mathcal{F} is finite. We select Δ_1 as the triangle in \mathcal{F} with the largest circumscribed disk. We continue and select inductively the triangle Δ_i as the triangle in \mathcal{F} with the largest circumscribed disk that is disjoint from all the previously selected triangles Δ_j , $1 \leq j < i$. Since \mathcal{F} is finite this process ends after finitely many steps yielding disjoint triangles $\{\Delta_i\}_{i=1}^N$. For $1 \leq i \leq N$, let \tilde{C}_i be the disk concentric with $\text{Cir}(\Delta_i)$ with a radius that is three times larger than the radius of $\text{Cir}(\Delta_i)$. We claim that the disks $\{\tilde{C}_i\}_{i=1}^N$ cover Ω . For if not, then there exist $x \in \Omega \setminus \bigcup_{i=1}^N \tilde{C}_i$ and $\Delta \in \mathcal{F}$ such that $x \in \Delta$. From our construction $\text{Cir}(\Delta)$ is not larger than $\text{Cir}(\Delta_1)$. Therefore, $x \notin \tilde{C}_1$ implies that $\text{Cir}(\Delta)$ and $\text{Cir}(\Delta_1)$ are disjoint and, thus, so are Δ , Δ_1 . Continuing this way we see that Δ is disjoint from all $\{\Delta_i\}_{i=1}^N$, which is impossible because, then the process would not have ended after N steps. Therefore $\{\tilde{C}_i\}_{i=1}^N$ cover Ω and, by (2.1),

$$|\Omega| \leq \left| \bigcup_{i=1}^N \tilde{C}_i \right| \leq \sum_{i=1}^N |\tilde{C}_i| = 9 \sum_{i=1}^N |\text{Cir}(\Delta_i)| \leq C(\beta) \sum_{i=1}^N |\Delta_i|. \quad \blacksquare$$

2.2. A Maximal Function over Constrained Triangles

Definition 2.2. Let $0 < \beta < \pi/4$. For a locally integrable function f we define the maximal function $M_\beta f$ by

$$M_\beta f(x) := \sup_{x \in \Delta \in \Delta(\beta)} \frac{1}{|\Delta|} \int_\Delta |f(y)| dy.$$

Lemma 2.3. *Let $\Delta_0, \Delta_1 \in \Delta(\beta)$ for some $\beta > 0$, with $\Delta_0 \subseteq \Delta_1$. Then, for any $f \in L_1(\Delta_1)$,*

$$(2.3) \quad \frac{1}{|\Delta_1|} \int_{\Delta_1} |f(x)| dx \leq \frac{1}{|\Delta_0|} \int_{\Delta_0} M_\beta f(x) dx.$$

Proof. Let $x \in \Delta_0$. Then, since $\Delta_0 \subseteq \Delta_1$,

$$(2.4) \quad \frac{1}{|\Delta_1|} \int_{\Delta_1} |f(y)| dy \leq M_\beta f(x).$$

Now, take the average over Δ_0 of both sides of (2.4) to obtain (2.3). \blacksquare

The minimal angle constraint comes into play in the proof of the following variant of the Hardy–Littlewood maximal inequality.

Theorem 2.4. *Let $f \in L_p(\mathbf{R}^2)$, $1 < p \leq \infty$. Then*

$$(2.5) \quad \|M_\beta f\|_p \leq C(p, \beta) \|f\|_p.$$

Sketch of Proof. For $p = \infty$ the proof is obvious. For $1 < p < \infty$, the proof follows Section 3.3 in [1]. We recall that for a locally integrable f the Hardy–Littlewood maximal function Mf is defined over cubes

$$Mf(x) := \sup_{\substack{x \in Q \\ Q \text{ cube}}} \frac{1}{|Q|} \int_Q |f(y)| dy.$$

The multivariate Hardy–Littlewood inequality establishes the L_p boundedness of the maximal operator for $1 < p < \infty$,

$$\|Mf\|_{L_p(\mathbf{R}^d)} \leq C(p, d) \|f\|_{L_p(\mathbf{R}^d)}.$$

The only difference in the proof of our inequality is that we use Lemma 2.1, that is, a variant of the Vitali covering lemma for cubes (Lemma 3.3.2 in [1]). We note that the constraint we place on the triangles is important just as the choice of cubes (equal side lengths!) is crucial for the original Hardy–Littlewood maximal inequality. Indeed, the choice of constrained triangles leads to the weak-type inequality

$$|x \in \mathbf{R}^2 : M_\beta f(x) > \lambda| \leq C \frac{\|f\|_1}{\lambda},$$

which implies that the maximal function is a bounded operator from L_1 to weak- L_1 . ■

Remark. If the cubes are replaced by rectangles, then one obtains the so-called strong maximal inequality

$$|x \in \mathbf{R}^2 : Mf(x) > \lambda| \leq C \int_{\mathbf{R}^2} \frac{|f(x)|}{\lambda} \left(1 + \log^+ \left(\frac{|f(x)|}{\lambda}\right)\right) dx,$$

which implies that the maximal function over rectangles is a bounded operator from the smaller Orlicz space $L(1 + \log^+ L)$ to weak- L_1 (see [4]).

2.3. On Integration of Distance Gauges

Let $\Omega \subset \mathbf{R}^2$ be a convex compact polyhedral domain with edges e_i , $1 \leq i \leq n_e$. We denote by \equiv_i the infinite strip defined by e_i and a parallel edge going through the vertex of Ω , which is the farthest from e_i . Denoting $l_i := \text{width}(\equiv_i)$ and $d_i(x) := d(x, \equiv_i)$, we define

$$(2.6) \quad \theta(x, \Omega) := \prod_{i=1}^{n_e} \theta_i(x, \Omega) := \prod_{i=1}^{n_e} \frac{l_i}{d_i(x) + l_i}.$$

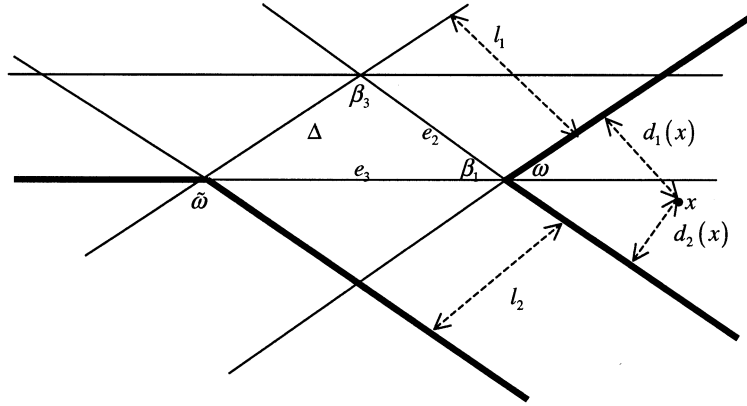


Fig. 1. Two types of infinite rays.

Lemma 2.5. *Let Δ be a triangle and let $q > 1$. Then*

$$(2.7) \quad \int_{\mathbb{R}^2} \theta(x, \Delta)^q dx \leq C(q) |\Delta|.$$

Proof. The three strips associated with a given triangle subdivide the plane into subdomains, four of which are Δ itself and three identical copies.

Since $\theta(x, \Delta) \leq 1$, we need to prove (2.7) only outside these four triangles. The rest of the plane is covered by six (overlapping) sectors each defined by the boundaries of two different strips and enclosing a half-strip of the third one. Hence, it suffices to prove (2.7) separately for each of these six sectors. Figure 1 illustrates two typical sectors (bounded by the bold lines). The sector on the right has a head-angle $0 < \omega = \pi - \beta_3 \leq \pi/2$, while the sector on the left has a head-angle $\tilde{\omega} = \pi - \beta_1 > \pi/2$. We now elaborate, using the right sector for illustration, on how we estimate the integral in a sector with a head-angle $\leq \pi/2$, and then explain how the other case can be treated similarly.

Thus, assume that the sector's head-angle is $0 < \omega \leq \pi/2$. By shifting the head of the sector to the origin and rotating, so that one of the boundaries coincides with the x -axis, we get

$$\begin{aligned} \int_{\text{sector}} \theta(x, \Delta)^q dx &\leq (l_1 l_2)^q \int_{\text{sector}} \frac{dx}{(d_1(x) + l_1)^q (d_2(x) + l_2)^q} \\ &= (l_1 l_2)^q \int_0^\infty dx_1 \int_0^{x_1 \tan(\omega)} \frac{dx_2}{(x_1 \sin(\omega) - x_2 \cos(\omega) + l_1)^q (x_2 + l_2)^q}. \end{aligned}$$

A change of variables

$$u = x_1 \sin(\omega) - x_2 \cos(\omega), \quad v = x_2,$$

yields the Jacobian

$$J = \left| \frac{\partial(x_1, x_2)}{\partial(u, v)} \right| = \begin{vmatrix} 1/\sin(\omega) & \cot(\omega) \\ 0 & 1 \end{vmatrix} = \frac{1}{\sin(\omega)},$$

and we have

$$\begin{aligned} \int_{\text{sector}} \theta(x, \Delta)^q dx &\leq \frac{(l_1 l_2)^q}{\sin(\omega)} \int_0^\infty \int_0^\infty \frac{du dv}{(u+l_1)^q (v+l_2)^q} \\ &= \frac{(l_1 l_2)^q}{\sin(\omega)} \int_0^\infty \frac{du}{(u+l_1)^q} \int_0^\infty \frac{dv}{(v+l_2)^q} \\ &\leq C(q) \frac{l_1 l_2}{\sin(\omega)} \\ &= C(q) \frac{e_2 l_2}{2} = C(q) |\Delta|. \end{aligned}$$

As for the case $\pi/2 < \tilde{\omega} < \pi$ we again illustrate the proof, this time on the left sector. We first place the sector at the origin and then divide it into two smaller sectors. One is the upper left quadrant of the plane and the other the remainder with a head-angle of $\tilde{\omega} - \pi/2 < \pi/2$. We then proceed with computation similar to the above to estimate the integral over each of the two smaller sectors. ■

Lemma 2.6. *Let $\Delta \in \Delta(\beta)$ and let $q > 2$. If $\varphi \geq 0$ is locally integrable, then*

$$(2.8) \quad \int_{\mathbf{R}^2} \varphi(x) \theta(x, \Delta)^q dx \leq C(q, \beta) \int_{\Delta} M_{\beta} \varphi(x) dx.$$

Proof. We define $\Delta^{(0)} = \Delta$ and construct similar triangles $\Delta^{(k)} := \Delta^{2^k}$, $k \geq 1$ (see Section 2.1). Observe that $\Delta^{(k)} \in \Delta(\beta)$. These triangles are associated with the scale 2^k and satisfy:

- (i) $\Delta^{(k)} \subset \Delta^{(k+1)}$.
- (ii) $|\Delta^{(k)}| = 2^{2k} |\Delta|$.
- (iii) The heights of $\Delta^{(k)}$ are 2^k times the heights of Δ .

For $x \in \Delta^{(0)}$ we clearly have $\theta(x, \Delta) = 1$. Let $x \in \Delta^{(k)} \setminus \Delta^{(k-1)}$ for $k \geq 1$. By a geometric argument, there exists $i(x)$, $1 \leq i(x) \leq 3$, such that $d_{i(x)}(x)/l_{i(x)} \geq \frac{1}{3}(2^{k-1} - 1) \sin(\beta)$. Therefore

$$\begin{aligned} \theta_{i(x)}(x, \Delta) &= \frac{l_{i(x)}}{d_{i(x)}(x) + l_{i(x)}} \\ &\leq C(\beta) 2^{-k}, \end{aligned}$$

so that, for $x \in \Delta^{(k)} \setminus \Delta^{(k-1)}$,

$$\theta(x, \Delta)^q \leq \theta_{i(x)}(x, \Delta)^q \leq C 2^{-qk} \leq C \sum_{j=k}^{\infty} 2^{-qj} = C \sum_{j=0}^{\infty} 2^{-qj} \mathbf{1}_{\Delta^{(j)}}(x).$$

Now (2.3) yields

$$\int_{\mathbf{R}^2} \varphi(x) \theta(x, \Delta)^q dx \leq C \sum_{j=0}^{\infty} 2^{-qj} \int_{\Delta^{(j)}} \varphi(x) dx$$

$$\begin{aligned}
&= C|\Delta| \sum_{j=0}^{\infty} 2^{-(q-2)j} \frac{1}{|\Delta^{(j)}|} \int_{\Delta^{(j)}} \varphi(x) dx \\
&\leq C|\Delta| \sum_{j=0}^{\infty} 2^{-(q-2)j} \frac{1}{|\Delta|} \int_{\Delta} M_{\beta} \varphi(x) dx \\
&\leq C(q, \beta) \int_{\Delta} M_{\beta} \varphi(x) dx,
\end{aligned}$$

where we used that $q > 2$.

Lemma 2.7. *Let Δ_j be triangles and let $a_j \geq 0$ for $j = 1, \dots, m$.*

(i) *For $0 < p \leq 1$ and $\nu > 1/p$ we have*

$$(2.9) \quad \int_{\mathbf{R}^2} \left(\sum_{j=1}^m a_j \theta(x, \Delta_j)^{\nu} \right)^p dx \leq C(p, \nu) \sum_{j=1}^m a_j^p |\Delta_j|.$$

(ii) *Let $1 < p < \infty$ and $\nu > 2$. Assume that Δ_j are disjoint and $\Delta_j \in \Delta(\beta)$, $j = 1, \dots, m$, for some $\beta > 0$. Then*

$$(2.10) \quad \int_{\mathbf{R}^2} \left(\sum_{j=1}^m a_j \theta(x, \Delta_j)^{\nu} \right)^p dx \leq C(p, \nu, \beta) \sum_{j=1}^m a_j^p |\Delta_j|.$$

Proof. (i) If $0 < p \leq 1$, then

$$\int_{\mathbf{R}^2} \left(\sum_{j=1}^m a_j \theta(x, \Delta_j)^{\nu} \right)^p dx \leq \sum_{j=1}^m a_j^p \int_{\mathbf{R}^2} \theta(x, \Delta_j)^{\nu p} dx,$$

and since $\nu p > 1$, (2.9) follows from (2.7).

(ii) Assume $1 < p < \infty$. Then there exists $\varphi \in L_{p'}(\mathbf{R}^2)$, with p' being the dual index of p , such that $\varphi \geq 0$, $\|\varphi\|_{L_{p'}(\mathbf{R}^2)} = 1$, and

$$\left\| \sum_{j=1}^m a_j \theta(x, \Delta_j)^{\nu} \right\|_{L_p(\mathbf{R}^2)} = \int_{\mathbf{R}^2} \varphi(x) \sum_{j=1}^m a_j \theta(x, \Delta_j)^{\nu} dx.$$

By (2.5) we have $\|M_{\beta} \varphi\|_{p'} \leq C(p', \beta) =: C(p, \beta)$. Lemma 2.6 and Hölder's continuous and discrete inequalities then yield

$$\begin{aligned}
\left\| \sum_{j=1}^m a_j \theta(x, \Delta_j)^{\nu} \right\|_p &\leq C \sum_{j=1}^m a_j \int_{\Delta_j} M_{\beta} \varphi(x) dx \\
&\leq C \sum_{j=1}^m a_j |\Delta_j|^{1/p} \|M_{\beta} \varphi\|_{L_{p'}(\Delta_j)}
\end{aligned}$$

$$\begin{aligned} &\leq C \left(\sum_{j=1}^m a_j^p |\Delta_j| \right)^{1/p} \left(\sum_{j=1}^m \|M_{\beta} \varphi\|_{L_{p'}(\Delta_j)}^{p'} \right)^{1/p'} \\ &\leq C \left(\sum_{j=1}^m a_j^p |\Delta_j| \right)^{1/p}. \quad \blacksquare \end{aligned}$$

Remark. We do not know whether the dependence of the constant in (2.10) on the minimal angle is essential. If not, then clearly the results of this paper become independent of the “thinness” of triangles and (1.9) and (1.10) hold for all $0 < p < \infty$.

2.4. Polynomial Approximation over Triangles

The following two results follow from [6, Lemmas 2.6 and 2.7].

Lemma 2.8. *Let $P \in \Pi_r(\mathbf{R}^2)$ and let $\Delta_0 \subseteq \Delta_1$ be such that $|\Delta_1| \leq \mu |\Delta_0|$. Then, for $0 < p \leq \infty$,*

$$\|P\|_{L_p(\Delta_1)} \leq C(p, r) \mu^{r+1/p} \|P\|_{L_p(\Delta_0)}.$$

Proof. The method of proof is similar to the method used to prove [6, Lemma 2.6], except that here the dependence on μ is made explicit.

Lemma 2.9. *Let $P \in \Pi_r(\mathbf{R}^2)$ and $0 < p, q \leq \infty$. Then, for any triangle $\Delta \subset \mathbf{R}^2$,*

$$(2.11) \quad \|P\|_{L_q(\Delta)} \leq C(p, q, r) |\Delta|^{1/q-1/p} \|P\|_{L_p(\Delta)}.$$

We need an estimate on the rate of increase of a polynomial as we move away from a given triangle. We prove

Lemma 2.10. *Let $x \in \mathbf{R}^2$, $\Delta_0 \subset \mathbf{R}^2$, and $P \in \Pi_r(\mathbf{R}^2)$. Then,*

$$(2.12) \quad |P(x)| \leq C(r) \theta(x, \Delta_0)^{-2r} \|P\|_{L_\infty(\Delta_0)}.$$

Proof. If $x \in \Delta_0$ then, clearly, $\theta(x, \Delta_0) = 1$ and $|P(x)| \leq \|P\|_{L_\infty(\Delta_0)}$ so that (2.12) holds. Thus, we may assume that $x \notin \Delta_0$. There are two cases:

Case I: The point x is inside a sector defined by two edges, say e_1 and e_2 . The triangle Δ_1 that is defined by the intersection of e_1 and e_2 , with a line going through x and parallel to e_3 , as in Figure 2, contains Δ_0 and is similar to it. Hence

$$\begin{aligned} |\Delta_1| &= \left(\frac{d_3(x) + l_3}{l_3} \right)^2 |\Delta_0| = \theta_3(x, \Delta_0)^{-2} |\Delta_0| \\ &\leq \theta(x, \Delta_0)^{-2} |\Delta_0|, \end{aligned}$$

and by Lemma 2.8,

$$|P(x)| \leq \|P\|_{L_\infty(\Delta_1)} \leq C(r) \theta(x, \Delta_0)^{-2r} \|P\|_{L_\infty(\Delta_0)}.$$

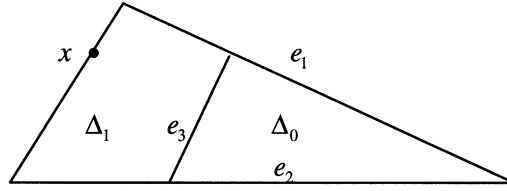


Fig. 2. Construction of an including triangle, Case I.

Case II: The point x is in a wedge defined by two edges, say e_1 and e_2 . In this case let Δ_1 be defined, as in Figure 3, by the vertices v_1 , v_2 , and x , where v_1 and v_2 are the vertices opposite to e_1 and e_2 , respectively.

It follows that

$$|\Delta_0| = \frac{|e_3|l_3}{2}, \quad |\Delta_1| = \frac{|e_3|(d_3(x) + l_3)}{2}.$$

Therefore

$$|\Delta_1| = \frac{d_3(x) + l_3}{l_3} |\Delta_0| = \theta_3(x, \Delta_0)^{-1} |\Delta_0|.$$

Again Lemma 2.8 yields

$$\begin{aligned} |P(x)| &\leq \|P\|_{L_\infty(\Delta_1)} \leq C(r)\theta_3(x, \Delta_0)^{-r} \|P\|_{L_\infty(\Delta_0)} \\ &\leq C(r)\theta(x, \Delta_0)^{-2r} \|P\|_{L_\infty(\Delta_0)}, \end{aligned}$$

and (2.12) is proved. ■

3. Main Results

At the core of our proof lies the ability of rational functions of low degree to approximate well characteristic functions. We begin by quoting [7, Lemma 10.6.5] (or [9, Lemma 8.3]).

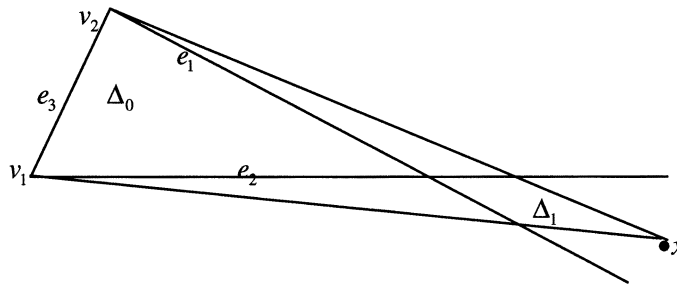


Fig. 3. Construction of an including triangle, Case II.

Lemma 3.1 (Rational Approximation of a Characteristic Function). *For $k \geq 5$ and $v \geq 1$ there exists a univariate rational function $Q \in \mathcal{R}_{4k+2v}$ such that*

$$\begin{aligned} 0 \leq Q(t) \leq 1, & \quad \forall t \in \mathbf{R}, \\ 1 - Q(t) \leq e^{-2\sqrt{k}}, & \quad |t| \leq 1 - 2e^{-\sqrt{k}}, \\ Q(t) \leq |t|^{-2v} e^{-2\sqrt{k}}, & \quad |t| \geq 1. \end{aligned}$$

Let $\Omega \subset \mathbf{R}^2$ be a convex compact polyhedral domain with edges e_i , $1 \leq i \leq n_e$. We would like to construct a rational function that approximates well the indicator function of Ω away from the domain's boundary. To this end, we construct, for each strip \equiv_i associated with e_i (see Section 2.3) using a rotation and a shift, an operator $T_i : \mathbf{R}^2 \rightarrow \mathbf{R}$, $T_i(x_1, x_2) = a_i x_1 + b_i x_2 + c_i$, such that $T_i(\equiv_i) = [0, l_i]$ and $d_i(x) := d(x, \equiv_i) = d(T_i(x), [0, l_i])$.

Lemma 3.2. *Let $\Omega \subset \mathbf{R}^2$ be a convex compact polyhedral domain with n_e edges and let $\theta(x, \Omega)$ be defined in (2.6). For $k \geq 5$ we denote by $\Omega_k \subset \Omega$ the "inner" boundary*

$$(3.1) \quad \Omega_k := \{y \in \Omega : \exists i, 1 \leq i \leq n_e, 0 \leq T_i(y) \leq e^{-\sqrt{k}} l_i \text{ or } 0 \leq l_i - T_i(y) \leq e^{-\sqrt{k}} l_i\}.$$

Then, for any $v \geq 1$, there exists a bivariate rational function $R \in \tilde{\mathcal{R}}_{4n_e(4k+2v)}$ such that $0 \leq R(x) \leq 1$ and, for $x \notin \Omega_k$,

$$|R(x) - \mathbf{1}_\Omega(x)| \leq n_e e^{-2\sqrt{k}} \theta(x, \Omega)^{2v}.$$

Proof. We set

$$(3.2) \quad R(x) = \prod_{i=1}^{n_e} Q\left(\frac{2T_i(x) - l_i}{l_i}\right),$$

where Q is from Lemma 3.1.

(i) Let $x \in \Omega \setminus \Omega_k$. Then $\theta(x, \Omega) = 1$ and, by Lemma 3.1,

$$\begin{aligned} \mathbf{1}_\Omega(x) - R(x) &\leq 1 - (1 - e^{-2\sqrt{k}})^{n_e} \\ &\leq n_e e^{-2\sqrt{k}} \theta(x, \Omega)^{2v}. \end{aligned}$$

(ii) Let $x \notin \Omega$. Then

$$\begin{aligned} |\mathbf{1}_\Omega(x) - R(x)| &= |R(x)| = \prod_{i=1}^{n_e} Q\left(\frac{2T_i(x) - l_i}{l_i}\right) \\ &= \prod_{0 \leq T_i(x) \leq l_i} Q\left(\frac{2T_i(x) - l_i}{l_i}\right) \\ &\quad \times \prod_{T_i(x) \notin [0, l_i]} Q\left(\frac{2T_i(x) - l_i}{l_i}\right) \end{aligned}$$

$$\begin{aligned}
&\leq e^{-2\sqrt{k}} \prod_{T_i(x) \notin [0, l_i]} \left| \frac{l_i}{2T_i(x) - l_i} \right|^{2\nu} \\
&\leq e^{-2\sqrt{k}} \prod_{T_i(x) \notin [0, l_i]} \left| \frac{l_i}{d_i(x) + l_i} \right|^{2\nu} \\
&= e^{-2\sqrt{k}} \prod_{i=1}^{n_e} \left| \frac{l_i}{d_i(x) + l_i} \right|^{2\nu} \\
&= e^{-2\sqrt{k}} \theta(x, \Omega)^{2\nu}. \quad \blacksquare
\end{aligned}$$

The following is a bivariate analogue of Lemma 10.6.4 in [7].

Lemma 3.3. *Let $\varphi \in S_m^r(\mathbf{R}^2)$ for $m \geq 1$ and $r \geq 0$.*

(i) *If $0 < p \leq 1$, then for each $n \geq 1$ there exists $R \in \tilde{\mathcal{R}}_{Cm, n}$ such that*

$$(3.3) \quad \|\varphi - R\|_{L_p(\mathbf{R}^2)} \leq C_1 \exp(-C_2 \sqrt{n/m}) \|\varphi\|_{L_p(\mathbf{R}^2)},$$

where the constants C_1, C_2 depend on p, r .

(ii) *If $1 < p < \infty$ and $\varphi \in S_m^{r, \beta}(\mathbf{R}^2)$, $\beta > 0$, then for each $n \geq 1$ there exists $R \in \tilde{\mathcal{R}}_{Cm, n}$ such that*

$$(3.4) \quad \|\varphi - R\|_{L_p(\mathbf{R}^2)} \leq C_1 \exp(-C_2 \sqrt{n/m}) \|\varphi\|_{L_p(\mathbf{R}^2)},$$

where the constants C_1, C_2 depend on p, r, β .

Proof. Let $\varphi = \sum_{j=1}^m \mathbf{1}_{\Delta_j} P_j$, where $P_j \in \Pi_r(\mathbf{R}^2)$. Let $l_{j,i}$ be the i th height of the triangle Δ_j and let $T_{j,i}$ be the linear transformation corresponding to the i th edge of Δ_j . We construct

$$R(x) = \sum_{j=1}^m R_j(x) P_j(x),$$

with

$$R_j(x) := \prod_{i=1}^3 Q\left(\frac{2T_{j,i}(x) - l_{j,i}}{l_{j,i}}\right).$$

We take

$$(3.5) \quad \nu > r + \max(1, 1/2p), \quad n > (6(4k + 2\nu) + r^2)m, \quad k \geq 5,$$

where we first fix ν and then take k to be the biggest possible integer satisfying (3.5). This is possible if $n \geq Cm$ for a sufficiently large $C(p, r)$. Observe that the number of free parameters in $R(x)$ is $\leq (r^2 + 12)m$ so that $R \in \tilde{\mathcal{R}}_{Cm, n}$. We shall assume that $n \geq Cm$, otherwise there is nothing to prove. For each $1 \leq j \leq m$ let $\Omega_{j,k}$ be the ‘‘inner’’ boundary of Δ_j defined by (3.1). Note that $|\Omega_{j,k}| \leq 6e^{-\sqrt{k}} |\Delta_j|$. Denote $E_k := \bigcup_{j=1}^m \Omega_{j,k}$. First we

estimate the error away from the inner boundaries of the triangles. If $x \in \mathbf{R}^2 \setminus E_k$, then by Lemma 3.2, for all $1 \leq j \leq m$,

$$(3.6) \quad |R_j(x) - \mathbf{1}_{\Delta_j}(x)| \leq 3e^{-2\sqrt{k}}\theta(x, \Delta_j)^{2v}.$$

Therefore, by Lemma 2.10,

$$\begin{aligned} |\varphi(x) - R(x)| &\leq \sum_{j=1}^m |R_j(x) - \mathbf{1}_{\Delta_j}(x)| |P_j(x)| \\ &\leq 3e^{-2\sqrt{k}} \sum_{j=1}^m \theta(x, \Delta_j)^{2v} |P_j(x)| \\ &\leq 3e^{-2\sqrt{k}} \sum_{j=1}^m \theta(x, \Delta_j)^{2(v-r)} \|P_j\|_{L_\infty(\Delta_j)}. \end{aligned}$$

Since, by (3.5), $v > r + \max(1, 1/2p)$, we may apply Lemma 2.7 so that

$$\begin{aligned} \|\varphi - R\|_{L_p(\mathbf{R}^2 \setminus E_k)}^p &\leq Ce^{-2p\sqrt{k}} \int_{\mathbf{R}^2} \left(\sum_{j=1}^m \|P_j\|_{L_\infty(\Delta_j)} \theta(x, \Delta_j)^{2(v-r)} \right)^p dx \\ &\leq Ce^{-2p\sqrt{k}} \sum_{j=1}^m \|P_j\|_{L_\infty(\Delta_j)}^p |\Delta_j|, \end{aligned}$$

where for $0 < p \leq 1$ we applied (2.9) and have $C = C(p, r)$ and for $1 < p < \infty$ we applied (2.10) and have $C = C(p, r, \beta)$. By Lemma 2.9 we conclude that

$$\begin{aligned} e^{-2p\sqrt{k}} \sum_{j=1}^m \|P_j\|_{L_\infty(\Delta_j)}^p |\Delta_j| &\leq Ce^{-2p\sqrt{k}} \sum_{j=1}^m \|P_j\|_{L_p(\Delta_j)}^p \\ &= Ce^{-2p\sqrt{k}} \|\varphi\|_p^p. \end{aligned}$$

We now estimate on the ‘‘inner’’ boundaries of the triangles. If $x \in E_k$, then there exists $1 \leq s \leq m$ such that $x \in \Omega_{s,k}$ and $x \notin \Omega_{j,k}$, $j \neq s$. Again, by (3.6) and Lemma 2.10, we have

$$\begin{aligned} |\varphi(x) - R(x)| &\leq \sum_{j=1}^m |\mathbf{1}_{\Delta_j}(x) - R_j(x)| |P_j(x)| \\ &\leq |P_s(x)| + \sum_{j \neq s} |R_j(x)| |P_j(x)| \\ &\leq \|P_s\|_{L_\infty(\Delta_s)} + 3e^{-2\sqrt{k}} \sum_{j \neq s} \theta(x, \Delta_j)^{2(v-r)} \|P_j\|_{L_\infty(\Delta_j)} \\ &\leq \sum_{j=1}^m \|P_j\|_{L_\infty(\Delta_j)} \mathbf{1}_{\Omega_{j,k}}(x) + 3e^{-2\sqrt{k}} \sum_{j=1}^m \theta(x, \Delta_j)^{2(v-r)} \|P_j\|_{L_\infty(\Delta_j)}. \end{aligned}$$

We can now estimate $\|\varphi - R\|_{L_p(E_k)}$ using the same techniques we applied in the first part of the proof for the estimate over the domain $\mathbf{R}^2 \setminus E_k$. For $1 < p < \infty$, we get

$$\begin{aligned}
\|\varphi(x) - R(x)\|_{L_p(E_k)} &\leq \left\| \sum_{j=1}^m \|P_j\|_{L_\infty(\Delta_j)} \mathbf{1}_{\Omega_{j,k}}(x) \right\|_{L_p(E_k)} \\
&\quad + 3e^{-2\sqrt{k}} \left\| \sum_{j=1}^m \theta(x, \Delta_j)^{2(v-r)} \|P_j\|_{L_\infty(\Delta_j)} \right\|_{L_p(E_k)} \\
&\leq \left(\sum_{j=1}^m \|P_j\|_{L_\infty(\Delta_j)}^p |\Omega_{j,k}| \right)^{1/p} \\
&\quad + 3e^{-2\sqrt{k}} \left\| \sum_{j=1}^m \theta(x, \Delta_j)^{2(v-r)} \|P_j\|_{L_\infty(\Delta_j)} \right\|_{L_p(\mathbf{R}^2)} \\
&\leq C \left(e^{-\sqrt{k}} \sum_{j=1}^m \|P_j\|_{L_\infty(\Delta_j)}^p |\Delta_j| \right)^{1/p} + Ce^{-2\sqrt{k}} \|\varphi\|_p \\
&\leq Ce^{-C\sqrt{k}} \|\varphi\|_p,
\end{aligned}$$

where $C = C(p, r, \beta)$. If, on the other hand, $0 < p \leq 1$, then

$$\begin{aligned}
\int_{E_k} |\varphi(x) - R(x)|^p dx &\leq \sum_{j=1}^m \|P_j\|_{L_\infty(\Delta_j)}^p |\Omega_{j,k}| \\
&\quad + Ce^{-2p\sqrt{k}} \int_{E_k} \left(\sum_{j=1}^m \theta(x, \Delta_j)^{2(v-r)} \|P_j\|_{L_\infty(\Delta_j)} \right)^p dx \\
&\leq Ce^{-\sqrt{k}} \sum_{j=1}^m \|P_j\|_{L_\infty(\Delta_j)}^p |\Delta_j| + Ce^{-2p\sqrt{k}} \sum_{j=1}^m \|P_j\|_{L_\infty(\Delta_j)}^p |\Delta_j| \\
&\leq Ce^{-p\sqrt{k}} \sum_{j=1}^m \|P_j\|_{L_\infty(\Delta_j)}^p |\Delta_j| \\
&\leq Ce^{-p\sqrt{k}} \|\varphi\|_p^p,
\end{aligned}$$

with $C = C(p, r)$. Since k was chosen as the biggest possible integer satisfying (3.5), we have that $k > Cn/m$ and the proof is completed by adding the bounds over the domains E_k and $\mathbf{R}^2 \setminus E_k$. \blacksquare

Proof of Theorem 1.2. We assume $1 < p < \infty$ and prove (1.5). Let $\Lambda = \{\Lambda_n\}_{n \geq 0}$ be an almost nested sequence (see Definition 1.1) with $\inf_{\Delta \in \Lambda} (\min \text{angle}(\Delta)) = \beta > 0$. For each $k \geq 0$ there exists $\phi_k \in S^r(\Lambda_k)$ such that $E_{2^k, r}(f, \Lambda)_p = \|f - \phi_k\|_p$. We let $\varphi_0 = \phi_0$ and, for $k \geq 1$, we set $\varphi_k = \phi_k - \phi_{k-1}$. Then we have

$$\|\varphi_0\|_p \leq E_{1,r}(f, \Lambda)_p + \|f\|_p,$$

and

$$\|\varphi_k\|_p \leq \|f - \phi_k\|_p + \|f - \phi_{k-1}\|_p \leq E_{2^{k-1},r}(f, \Lambda)_p + E_{2^k,r}(f, \Lambda)_p, \quad k \geq 1.$$

Furthermore, since Λ is an almost nested sequence, φ_k is in $S_{C_\Lambda 2^k}^{r,\beta}(\mathbf{R}^2)$. We now fix j and, for $0 \leq k \leq j$, we approximate φ_k by the rational function $R_k \in \tilde{\mathcal{R}}_{n(k)}$, where $n(k) = \lceil C_2^{-2} C_\Lambda 2^k \log^2(2^{\alpha(j-k)}) \rceil$, that is guaranteed by Lemma 3.3. By virtue of (3.4),

$$\begin{aligned} \|\varphi_k - R_k\|_p &\leq C_1 \exp\left(-C_2 \sqrt{\frac{C_2^{-2} C_\Lambda 2^k \log^2(2^{\alpha(j-k)})}{C_\Lambda 2^k}}\right) \|\varphi_k\|_p \\ &\leq C_1 2^{-\alpha(j-k)} (E_{2^{k-1},r}(f, \Lambda)_p + E_{2^k,r}(f, \Lambda)_p), \end{aligned}$$

where $E_{2^{-1},r}(f, \Lambda)_p := \|f\|_p$. Therefore for $R := \sum_{k=0}^j R_k$ we have that $R \in \tilde{\mathcal{R}}_{C2^j}$ with $C = C(p, r, \alpha, C_\Lambda, \beta)$, and

$$\begin{aligned} \|f - R\|_p &\leq \|f - \phi_j\|_p + \sum_{k=0}^j \|\varphi_k - R_k\|_p \\ &\leq C 2^{-\alpha j} \left(\|f\|_p + \sum_{k=0}^j 2^{\alpha k} E_{2^k,r}(f, \Lambda)_p \right). \end{aligned}$$

Given $n \geq 0$, (1.5) follows from the above by a suitable choice of j (depending on n). The proof of (1.4) is similar, only we use (3.3) instead of (3.4). \blacksquare

Proof of Theorem 1.3. Assume $0 < p \leq 1$. For each $k \geq 0$ there exists $\phi_k \in S_{2^k}^r(\mathbf{R}^2)$ such that $\|f - \phi_k\|_p^p \leq 2\sigma_{2^k,r}(f)_p^p$. We let $\varphi_0 = \phi_0$ and, for $k \geq 1$, we set $\varphi_k = \phi_k - \phi_{k-1}$. Then, we have

$$\|\varphi_0\|_p^p \leq 2(\sigma_{1,r}(f)_p^p + \|f\|_p^p),$$

and

$$\|\varphi_k\|_p^p \leq \|f - \phi_k\|_p^p + \|f - \phi_{k-1}\|_p^p \leq 2(\sigma_{2^{k-1},r}(f)_p^p + \sigma_{2^k,r}(f)_p^p), \quad k \geq 1.$$

Since φ_k is a sum of two piecewise polynomial functions in $S_{2^k}^r(\mathbf{R}^2)$, there exists a constant C_3 , independent of k and r , such that $\varphi_k \in S_{C_3 2^k}^r(\mathbf{R}^2)$. We now fix j and, for $0 \leq k \leq j$, we approximate φ_k by the rational function $R_k \in \tilde{\mathcal{R}}_{n(k)}$, where $n(k) = \lceil C_2^{-2} C_3 4^k \log^2(2^{\alpha(j-k)}) \rceil$, that is guaranteed by Lemma 3.3. By virtue of (3.3),

$$\begin{aligned} \|\varphi_k - R_k\|_p^p &\leq C_1^p \exp\left(-C_2 \sqrt{\frac{C_2^{-2} C_3 4^k \log^2(2^{\alpha(j-k)})}{C_3 4^k}}\right)^p \|\varphi_k\|_p^p \\ &\leq C 2^{-\alpha(j-k)p} (\sigma_{2^{k-1},r}(f)_p^p + \sigma_{2^k,r}(f)_p^p), \end{aligned}$$

where $\sigma_{2^{-1},r}(f)_p := \|f\|_p$. Therefore, for $R := \sum_{k=0}^j R_k$, we have that $R \in \tilde{\mathcal{R}}_{C4j}$ with $C = C(p, r, \alpha)$ and

$$\begin{aligned} \|f - R\|_p^p &\leq \|f - \phi_j\|_p^p + \sum_{k=0}^j \|\varphi_k - R_k\|_p^p \\ &\leq C2^{-\alpha jp} \left(\|f\|_p^p + \sum_{k=0}^j 2^{\alpha kp} \sigma_{2^k,r}(f)_p^p \right). \end{aligned}$$

Given $n \geq 0$, (1.6) follows from the above by a suitable choice of j (depending on n). ■

Proof of Theorem 1.6. A variant of the discrete Hardy inequality (see Lemma 2.3.4 in [5] and the remark that follows) implies that if for nonnegative sequences $a = \{a_n\}_{n \in \mathbf{Z}}$ and $b = \{b_n\}_{n \in \mathbf{Z}}$, we have

$$b_n \leq C_0 2^{-n\lambda} \left(\sum_{k=-\infty}^n (2^{k\lambda} a_k)^\mu \right)^{1/\mu}, \quad n \in \mathbf{Z},$$

for some $\lambda, \mu, C_0 > 0$, then for all $q > 0$ and $0 < \alpha < \lambda$, we have that

$$\left(\sum_{k=-\infty}^{\infty} (2^{k\alpha} b_k)^q \right)^{1/q} \leq C(\alpha, q) C_0 \left(\sum_{k=-\infty}^{\infty} (2^{k\alpha} a_k)^q \right)^{1/q}.$$

Therefore, the proofs for (1.9) and (1.11) follow from (1.4) and (1.5), respectively, and a direct application of the discrete Hardy inequality.

We now prove (1.12). The proof of (1.10) is similar. Let $f \in A_q^\alpha(L_p, \Sigma_r, \beta)$ for $1 < p < \infty, 0 < q < \infty$, and $\beta > 0$. For each $n \geq 0$ there exists $\varphi_n \in S_{2^n}^{r,\beta}(\mathbf{R}^2)$ such that $\|f - \varphi_n\|_p \leq 2\sigma_{2^n,r,\beta}(f)_p$. Also, there exists a constant $C > 0$ such that $\|\varphi_n\|_p \leq C\|f\|_p$. By (3.4) for $m = 2^n$ there exists a rational function $R_n \in \tilde{\mathcal{R}}_{C2^n, [C_2^{-2} 2^n \log^2(2^{n(\alpha+\varepsilon)})]}$ such that

$$\begin{aligned} \|\varphi_n - R_n\|_n &\leq C_1 \exp \left(-C_2 \sqrt{\frac{C_2^{-2} 2^n \log^2 2^{n(\alpha+\varepsilon)}}{2^n}} \right) \|\varphi_n\|_p \\ &\leq C_1 2^{-n(\alpha+\varepsilon)} \|\varphi_n\|_p \\ &\leq C(p, r, \beta, \|f\|_p) 2^{-n(\alpha+\varepsilon)}. \end{aligned}$$

Consequently,

$$\begin{aligned} \|f - R_n\|_p &\leq \|f - \varphi_n\|_p + \|\varphi_n - R_n\|_p \\ &\leq C(p, r, \beta, \|f\|_p) (\sigma_{2^n,r}(f)_p + 2^{-n(\alpha+\varepsilon)}). \end{aligned}$$

Hence,

$$|f|_{A_{q,\log}^\alpha(L_p, \tilde{\mathcal{R}})} \leq C(p, q, r, \beta, \|f\|_p) (|f|_{A_q^\alpha(L_p, \Sigma_r, \beta)} + \|\{2^{-n\varepsilon}\}\|_{l_q}) < \infty.$$

The proof for $q = \infty$ is similar. ■

Acknowledgment. We wish to thank the referees for remarks and comments that have improved the paper.

References

1. C. BENNETT, R. SHARPLEY (1988): *Interpolation of Operators*. New York: Academic Press.
2. E. CANDÈS, D. DONOHO (2000): *Curvelets—A surprisingly effective nonadaptive representation for objects with edges*. In: *Curve and Surface Fitting* (A. Cohen et al., eds.). Nashville, TN: Vanderbilt University Press, pp. 105–120.
3. A. COHEN (2001): *Applied and computational aspects of nonlinear wavelet approximation*. In: *Multivariate Approximation and Applications* (N. Dyn, D. Leviatan, D. Levin, A. Pinkus, eds.). New York: Cambridge University Press, pp. 188–212.
4. A. CORBODA, R. FEFFERMAN (1975): *A geometric proof of the strong maximal theorem*. *Ann. of Math.*, **102**:95–100.
5. R. DEVORE, G. LORENTZ (1991): *Constructive Approximation*. New York: Springer-Verlag.
6. B. KARAIVANOV, P. PETRUSHEV (2001): *Nonlinear piecewise polynomial approximation beyond Besov spaces*. Industrial Mathematics Institute. University of South Carolina. Technical report 01:13.
7. G. G. LORENTZ, M. GOLITSCHKEK, Y. MAKOVZ (1996): *Constructive Approximation, Advanced Problems*. New York: Springer-Verlag.
8. P. PETRUSHEV (2001): *Multivariate piecewise polynomial and term rational approximation*. Industrial Mathematics Institute. University of South Carolina. Technical report 01:12.
9. P. PETRUSHEV, V. POPOV (1987): *Rational Approximation of Real Functions*. Cambridge, UK: Cambridge University Press.

S. Dekel
School of Mathematical Sciences
Tel-Aviv University
Tel-Aviv 69978
Israel
shai.dekel@turboimage.com

D. Leviatan
School of Mathematical Sciences
Tel-Aviv University
Tel-Aviv 69978
Israel
leviatan@math.tau.ac.il